



FEATURES

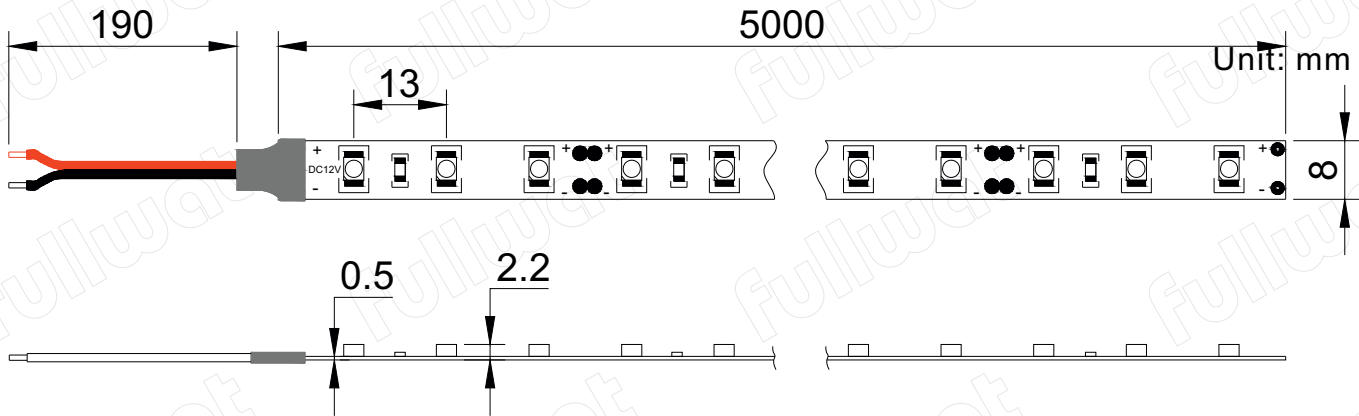
- » Power 3528 TOP SMD LED as lighting resources;
- » Available cool white(TC:5900-6800K) and warm white(TC:2900-3100K);
- » Input Voltage DC 12V or 24V;
- » Can be cut by 3 LED (DC 12V) and 6LED (DC 24V) and connect again by our Accessories;.With 3M adhesive tape back,
- » Easy for installation.Can be change into
- » Waterproof with HGPW and HGP2W types.
- » Can be chosen copper PCB or white PCB.

APPLICATIONS

- » Cover lighting
- » Architectural light for canopy, corridor, window, archway
- » Backlight for edge lighting for signage
- » DIY lights for home use
- » Path and contour marking
- » Decorative lights for holiday, event, show exhibition



DIMENSION



FU-B(N)*LF-3528-XX-HGP(W)*SERIES

NOTE:

(W)*: Add "W" suffix for waterproof models.
 (X)*: Add "X" suffix for models with 24vdc power supply.
 FU-BLF-3528-XX-HGP(W)*: "B" suffix for white surface strips.
 FU-NLF-3528-XX-HGP(W)*: "N" suffix for black surface strips.

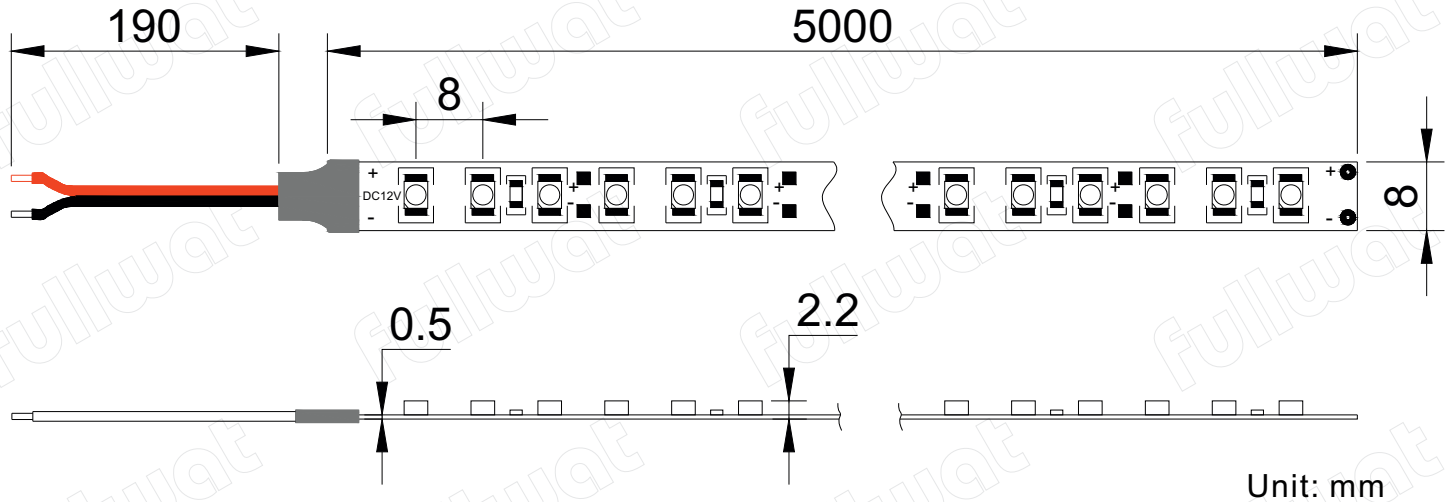


FU-NLF-3528 version

PARAMETER

Part No	LED Q' ty	Size(MM)	LightOutput(15%)	Flux(15%)	Max Power
FU-BLF-3528-BF-HGP(W)*	390PCS	5000X8	390X4000MCD	390X10LM	62.4W
FU-BLF-3528-BC-HGP(W)*	390PCS	5000X8	390X4000MCD	390X8LM	62.4W

■ DIMENSION



FU-B(N)*LF-3528-XX-HGP2(W)*SERIES

NOTE:

- (W)*: Add "W" suffix for waterproof models.
- (X)*: Add "X" suffix for models with 24vdc power supply.
- FU-BLF-3528-XX-HGP2(W)*: "B" suffix for white surface strips.
- FU-NLF-3528-XX-HGP2(W)*: "N" suffix for black surface strips.

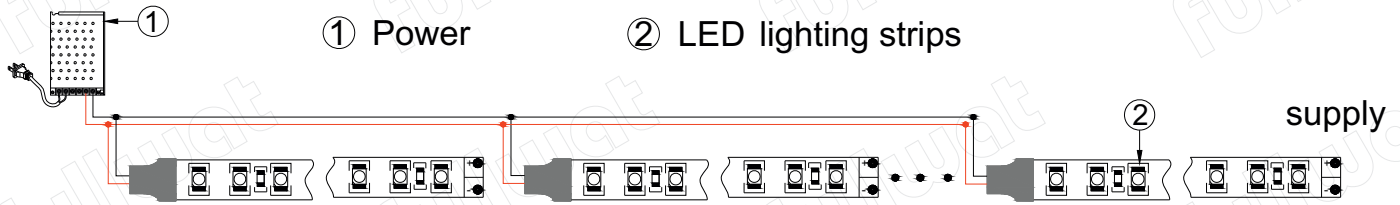


FU-NLF-3528 version

■ PARAMETER

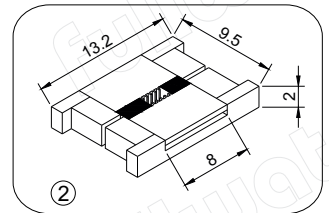
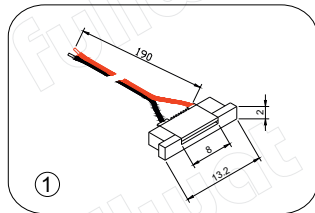
Part No	LED Q' ty	Size (MM)	LightOutput(15%)	Flux(15%)	Max Power
FU-BLF-3528-BF-HGP2(W)*	600PCS	5000X8	600X4000MCD	600X10LM	96W
FU-BLF-3528-BC-HGP2(W)*	600PCS	5000X10	600X4000MCD	600X8LM	96W

■ Accessories




■ Accessories

Item	Part NO	Description
1	FU-BLF-3528-WIRE	15P joined connector with wire
2	FU-BLF-3528-JOIN	15P joined connector



■ HOW TO DO




A1




A2



A3



B1




B2



C1



C2



C3

■ FU-BLF-3528-XX-HGPW/HGP2W WATERPROOF SERIES



Features:

Used Silicone material as waterproof material, totally environment friendly.

Keep good performance underwater Ip67


Keep flexible below zero degree.

Never change color after long time use.

With waterproof connector each end.

Can not be cut

■ INSTALLATION



Installation:

Two methods for users to install this strip:

Method A: to use screws and clips to fix the strip.

Method B: to stick 3M adhesive tape to the back of silicone tube.

■ WATERPROOFDIY



To cut and seal at one end, please follow the steps: **A1 A2 A3 B1 B2**

To cut and install waterproof connector at one end, please follow the steps: **A1 A2 A3 C1 C2**

C3 C4 C5

A1 : Cut the light strip at the mark "scissors" or by every 3 LED's.

A2: Screw to open the glue cap

A3: Use the thrust (another side of glue cap) to puncture the surface .

B1: Inject the silicon gel into the end cap without holes

B2: Push the strip into the cap and let gel dry for 1 hour.

C1: Put the connector wire through the end cap holes

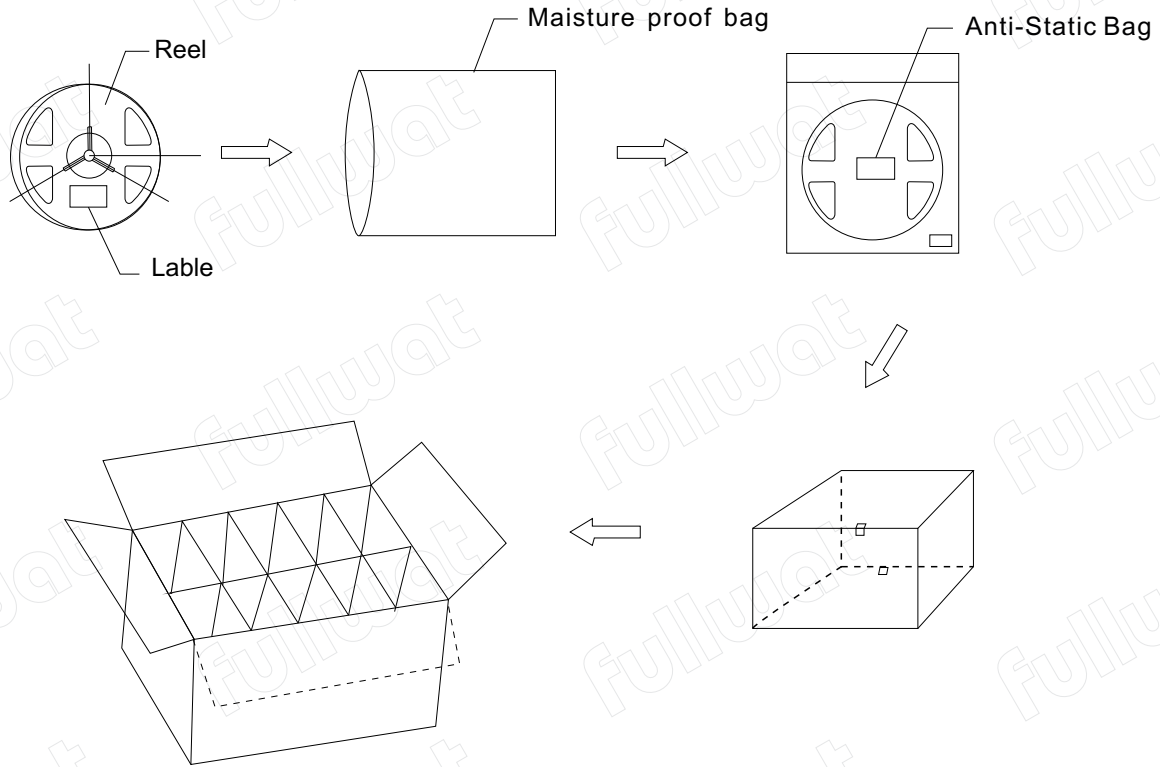
C2: Solder the wire onto the PCB

C3: After solder the two wires, push the strip into the end cap with wires carefully

C4 : Inject the silicon glue at the end of strip and cap

C5: Make sure end cap and strip are connected well and let gel dry for 1 hour.

PACKAGE



Standard Packing Per Bag

1 reel LED strip (5 meters)
G.W. : 0.15 KG

Standard Packing Per Outer Carton:

4 inner boxes to 1 outer carton ,size:52X36X27 CM
10 bags to 1 inner box, size :
25X25X18 CM
G.W of inner box : 2.0 KG
G.W of outer carton : 9.50 KG

NOTE

- 1、 Before use, first check the power supply used in compliance with GL- HFA light of the power requirements;
- 2、 Each roll ask for independent power supply; not to use of multi- volume series use